

Děkujeme za stažení produktu!

ČARODĚJNICKÉ PRACOVNÍ LISTY

Soubor obsahuje 12 pracovních listů s čarodějnickým motivem.

První část je určena pro předškolní děti, druhá část pro malé školáky.

VYLUŠTI PŘÍSADU V KOTLÍKU A SPOJ JI S OBRÁZKEM.

krev
pařát
CHUOMA
SOKI
AAŽL

VYBARVI TOLIK PUNTÍKŮ, KOLIK JE V ŘADĚ OBRÁZKŮ.

Three rows of 3 blue dots each, followed by three rows of 4 blue dots each, and four rows of 5 blue dots each.

DOPIŠ NÁZVY OBRÁZKŮ A VYLUŠTI TAJENKU.

1 ČARODĚJNICE
2 LEKTVAR

1. 2. 3.
4. 5. 6.
7. 8.

Materiál je určen pouze pro osobní použití
nebo pro použití ve třídě.

Je zakázáno poskytovat, nahrávat či zasílat materiál ke sdílení
dalším osobám nebo využívat ke komerčním účelům.

Děkujeme, že respektujete naši práci.

Unoduo.cz

info@unoduo.cz

unoduocz

UnodDuo.cz


KOLIK SLABIK MÁ SLOVO NA OBRÁZKU?



○ ○ ○ ○ ○




○ ○ ○ ○ ○



○ ○ ○ ○ ○



○ ○ ○ ○ ○



○ ○ ○ ○ ○



○ ○ ○ ○ ○

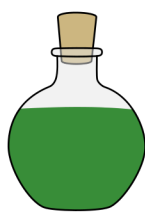
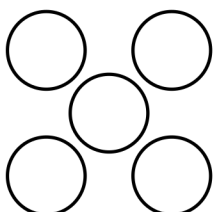
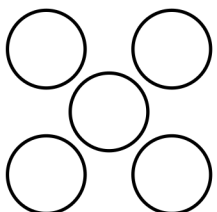
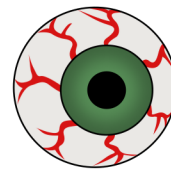
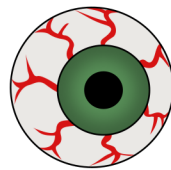
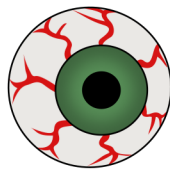
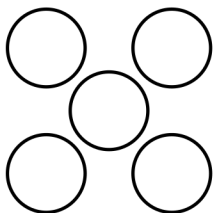


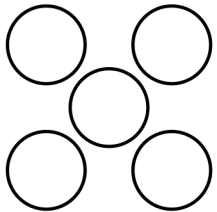
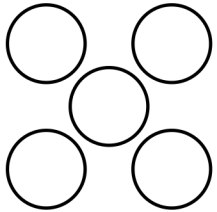
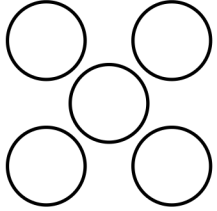



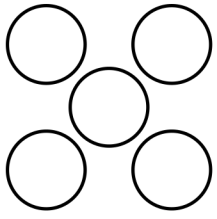


○ ○ ○ ○ ○

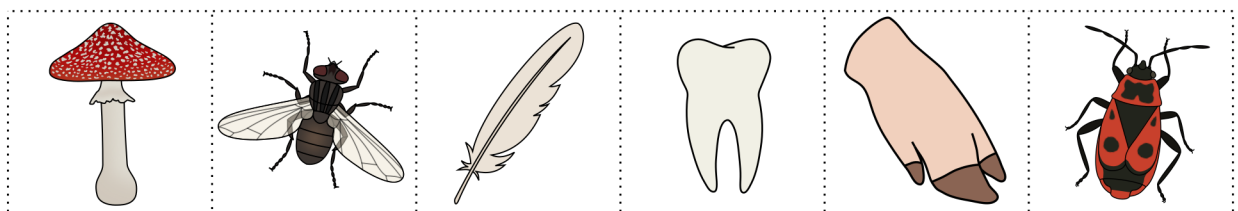
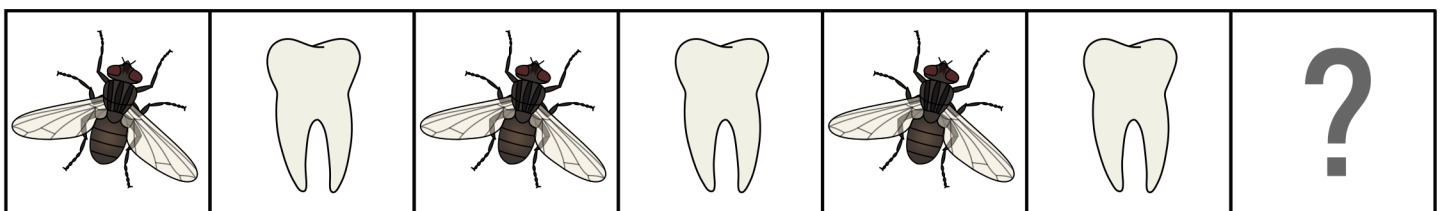

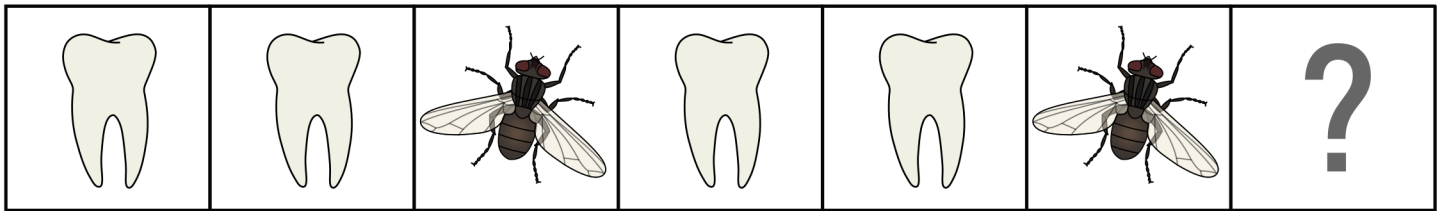

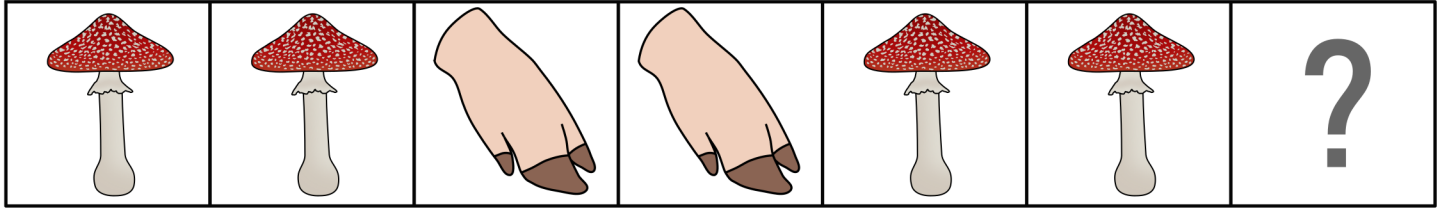


○ ○ ○ ○ ○


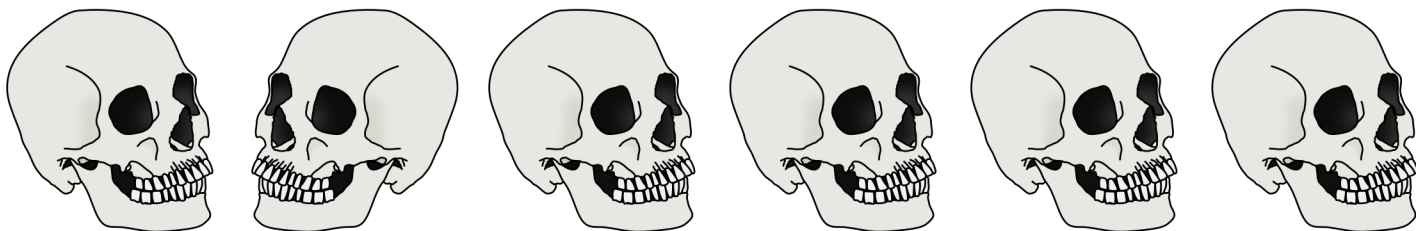
VYBARVI TOLIK PUNTÍKŮ, KOLIK JE V ŘADĚ OBRÁZKŮ.








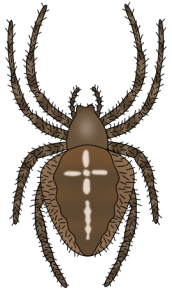
VYSTŘIJNI OBRÁZKY A DOPLŇ LOGICKÉ ŘADY.






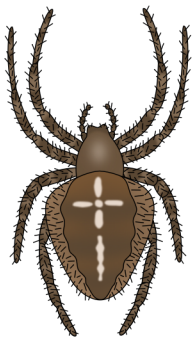

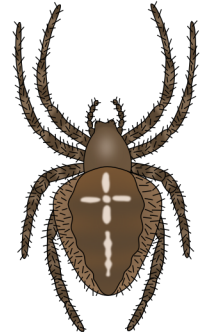


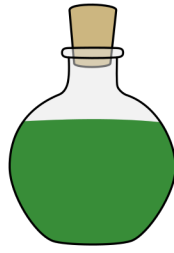
OZNAČ OBRÁZEK NATOČENÝ JINÝM SMĚREM.



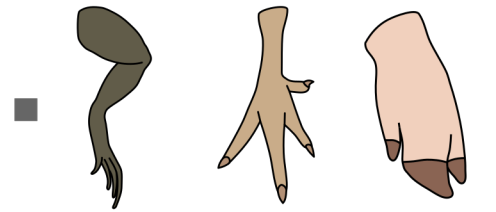
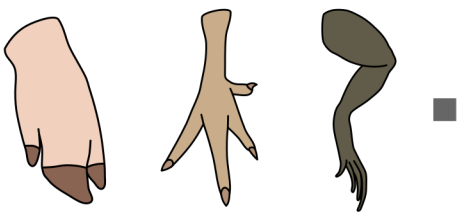
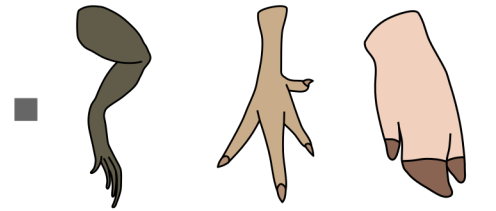
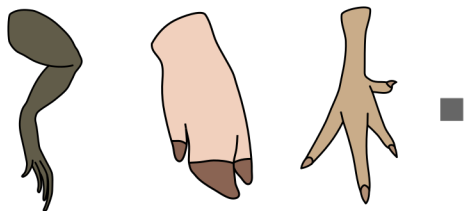
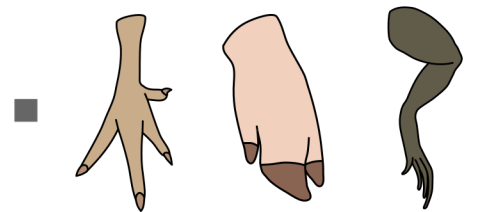
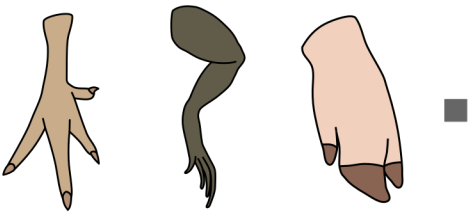
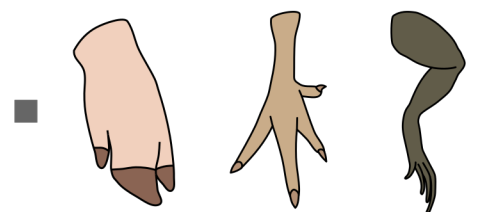
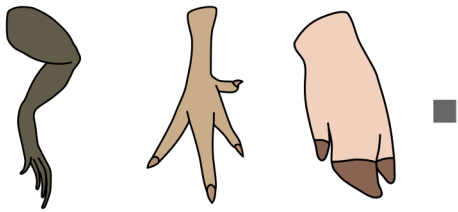
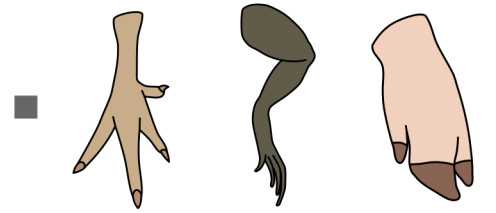

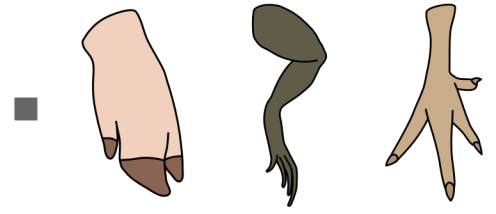

SPOJ OBRÁZEK A JEHO STÍN.



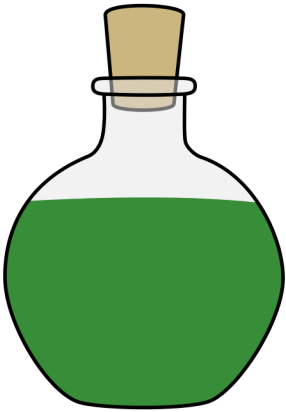

KTERÝ OBRÁZEK NEMÁ DVOJICI?



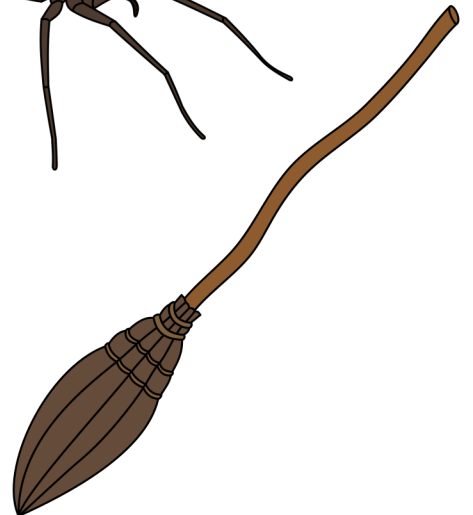




SPOJ STEJNÉ ŘADY OBRÁZKŮ.



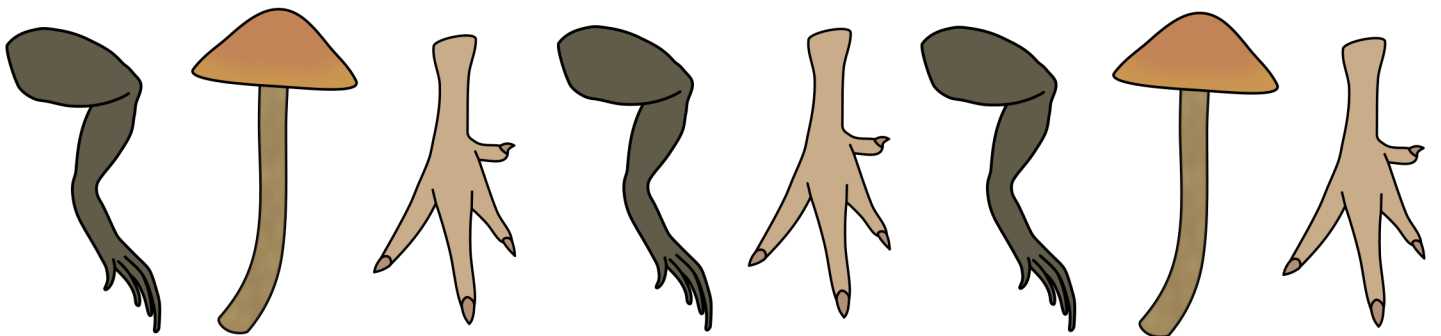

OZNAČ SLOVA ZAČÍNÁJÍCÍ NA PÍSMENO K.




K



SPOČÍTEJ PŘÍŠADY DO LEKTVARU.



POJMENUJ OBRÁZKY A SLOVA SEŘAĎ PODLE ABECEDY.



VYLUŠTI PŘÍRADU V KOTLÍKU A SPOJ JI S OBRÁZKEM.

